

SPECIFICATION SHEET

ATHENA C SERIES

1



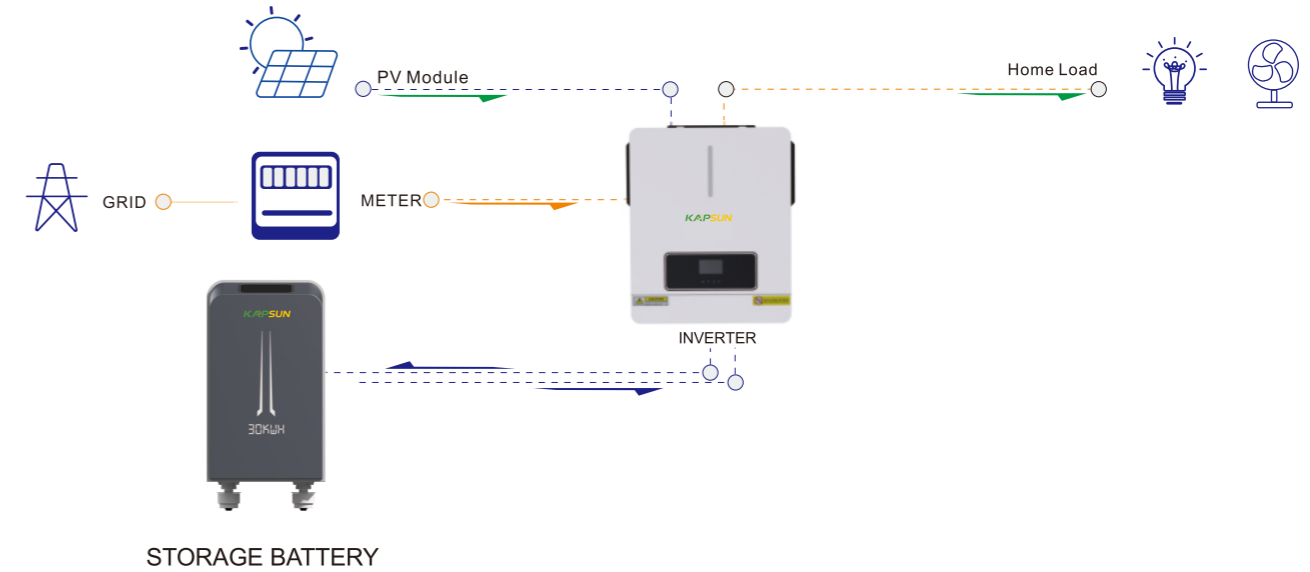
PRODUCT PRESENTATION

Home ESS refers to the storage of electricity locally by household energy storage equipment for later use. ESS consists of energy storage batteries, inverters, and other components. We use brand new A-grade LiFePo4 battery, equipped with an intelligent battery management system for charging and discharging cycles. The inverter converts DC energy to AC energy to meet the requirements for household electricity. Normally, this product is installed in combination with a PV system to provide green electricity to household users, reduce energy consumption, and reduce negative impacts on the environment. It's widely used in remote areas or areas with unstable power supply, to provide reliable, stable, and cost-effective energy supply.



WORKING DIAGRAM


2



PRODUCT FEATURES

- Original Patent design
- Multi-protection from self-developed BMS
- Brand new battery for 8000 times cycle life

PRODUCT DIMENSION



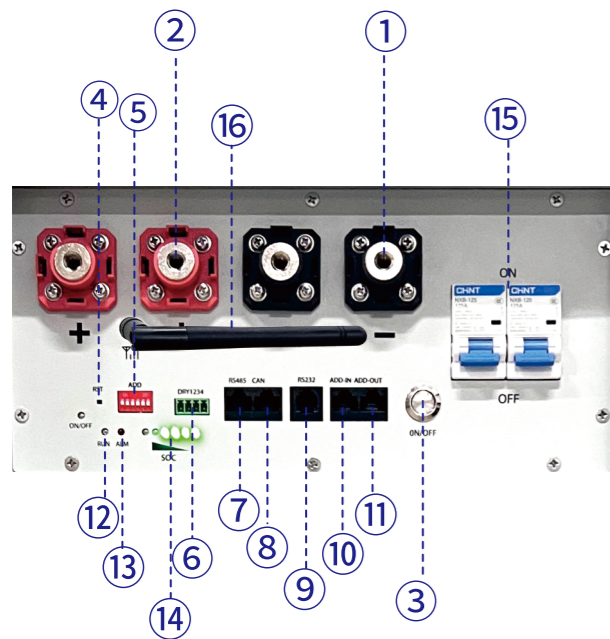
OPERATION FUNCTION

3

Battery LCD Screen



Battery Interface



No.	Instruction
①	Negative
②	Positive
③	ON/OFF
④	Reset Button
⑤	Dip Switch
⑥	Dry Contacts
⑦	RS485A Communication Port
⑧	CAN Communication Port
⑨	RS232 Communication Port
⑩	RS485-A Communication Port
⑪	RS485-B Communication Port
⑫	Operation Indicator
⑬	Alarm Indicator
⑭	Charging Indicator
⑮	Breaker
⑯	Wi-Fi Antenna

PRODUCT PARAMETER

4



Battery

Model	SCAE-C51.2-600	SCAE-C51.2-670
Rated Capacity	30720Wh(600Ah)	34304Wh(670Ah)
Nominal Voltage	51.2V	
Discharge Voltage Range	43.2V-58.4V	
Standard Charging Current	100A	
Max Charging Current	200A	
Max Discharging Current	200A	
Depth of Discharge	95%	
Communication Interface	CAN/RS485	
Cycle Life	≥8000 , 25+2°C , 0.5C , EOL80%	
Working Temperature Range	Charge: 0°C-50°C; Discharge: -20°C -60°C	
Storage Temperature	-10°C -60°C	
Dimension	81*40*75.5cm	

PACKING DETAILS



Storage Battery*1



Screw Pack*4



1m 2AWG Silicon Bronze Cable*2



1m Communication Cable

Name	Item No	Components	CNT	Carton Size	N.W (kg)	G.W (kg)	Unit CBM (m³)
ATHENA SERIES 30KWH	SCAE-C-51.2-600	Battery, FumaWheel; ScrewPack; DC Cable; Communication Cable	1	87*46*92CM	234	257	0.368
ATHENA SERIES 34KWH	SCAE-C-51.2-670		1	87*46*92CM	238	261	0.368